

Datasheet

Install Speaker 7 Passive

Part No: 100497



About the product

The Install Speaker 7 Passive impresses with its even and wide sound radiation pattern, which means no matter where you are in the room, the sound is everywhere, exceptionally balanced and clear. It's been designed specifically for use with the Loxone Audioserver and is, therefore, the perfect addition to a Loxone system.

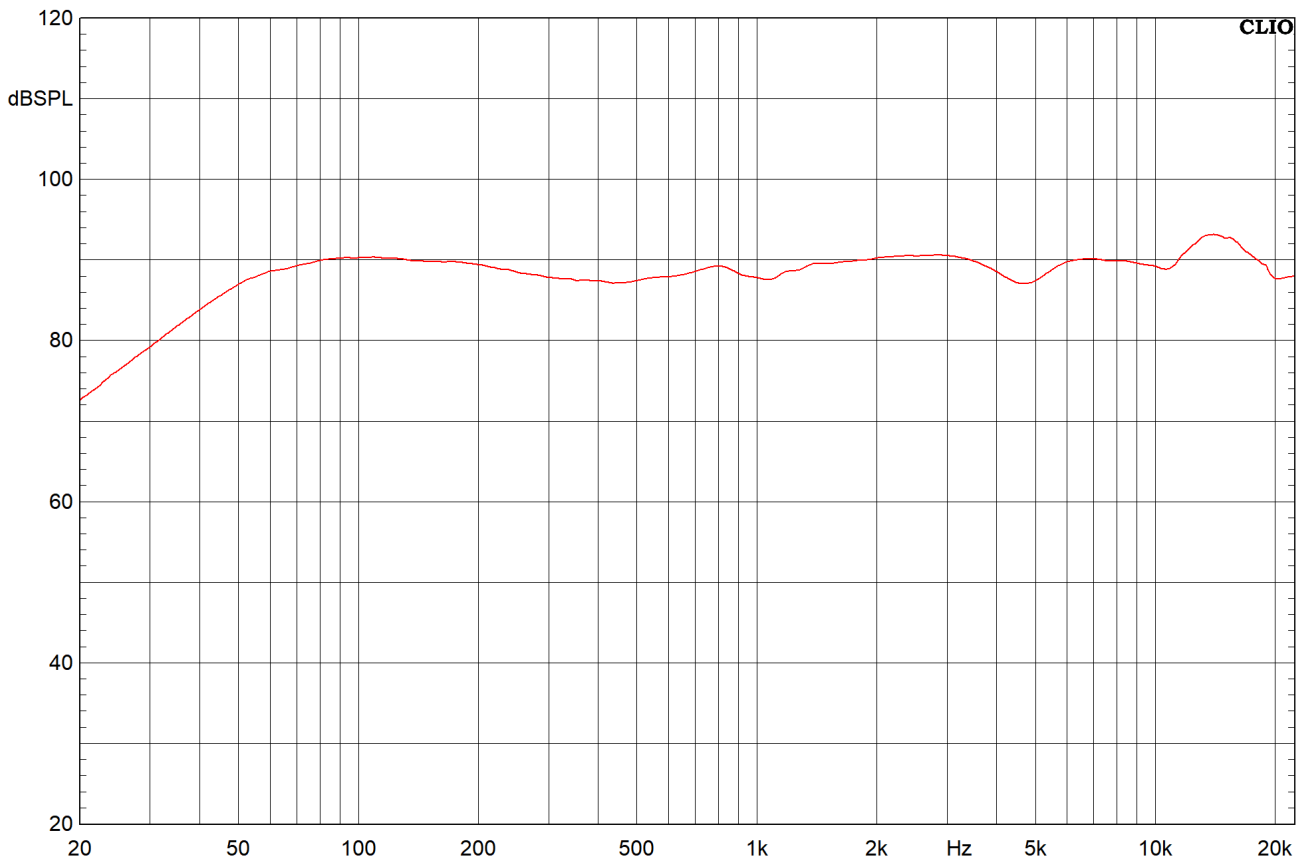
- Coaxial system ensures an extremely even and wide sound radiation pattern
- Single-frame construction ensures a very compact design with minimal acoustically disturbing edges and depressions
- Frequency range: 50Hz ... 28kHz
- Suitable for indoor & protected outdoor use
- Nominal impedance: 8 Ohm
- Rated power: 40W
- Maximum power: 80W
- Product dimensions: 232.2 x 95.1mm
- Cut out size: 203mm
- Installation depth: 91.7mm
- Works with these back boxes: Loxone Speaker Back Box & Loxone Speaker Back Box For Acoustic Ceilings

Technical data

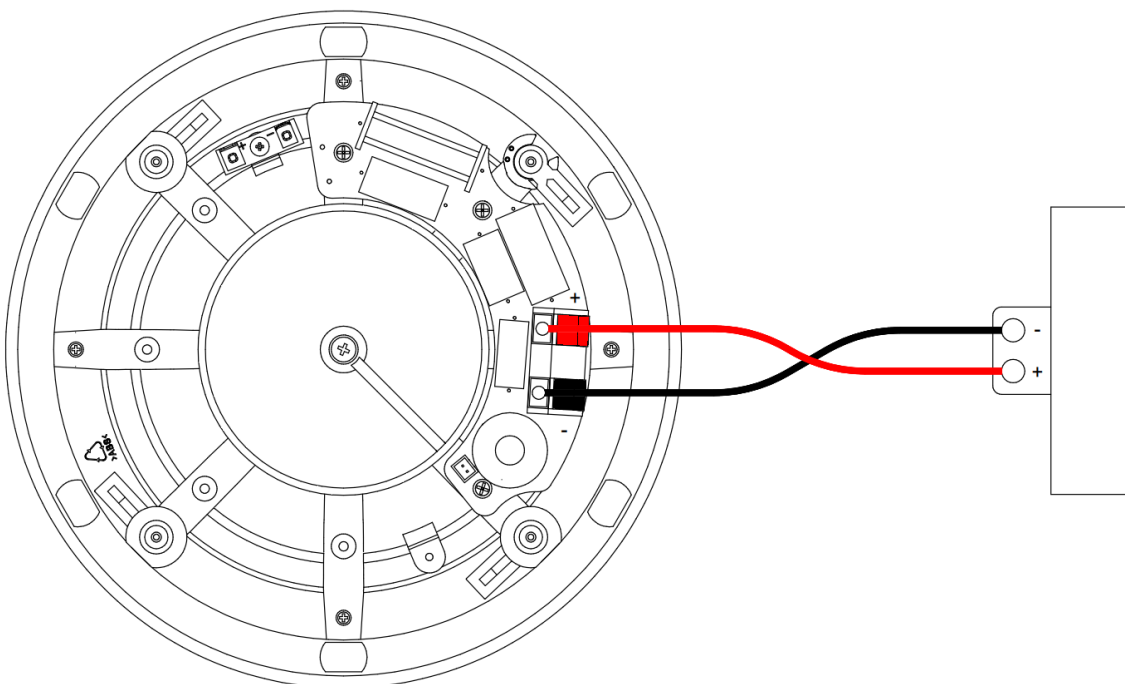
Type	2-Way
Rated power	40W
Maximum power	80W
Frequency range	50Hz...28kHz
Crossover frequency	2,1kHz
Nominal impedance	8 Ohm
Sensitivity	88dB
Ambient temperature	-30...70°C /-22...158°F
Humidity	max. 95% r.H. (non condensing)
Tweeter Ø	28mm / 1,1"
Tweeter type	Dome tweeter
Tweeter dome material	Silk
Woofers Ø	178 mm / 7"
Woofers cone material	Carbon filled Polypropylene
Safety rating	IP20

Frequency response

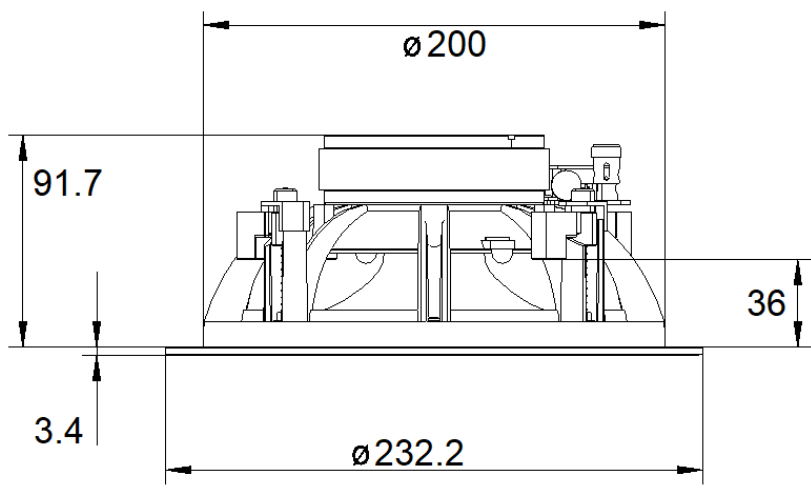
LogChirp - Frequency Response



Connection diagram



Weight & dimensions

Product dimensions	232.2mm x 95.1mm / 9.14" x 3.74"
Cut out size	203mm / 8"
Installation depth	91.7mm / 3.61"
Max. panel thickness	36mm / 1.41"
Color front grille	RAL 9003 (signal white)
Weight	1.98kg
Drawing	 <p>The drawing shows a cross-section of a circular ceiling-mounted device. The main body has an outer diameter of $\varnothing 200$ mm. The total height of the device is 91.7 mm. The depth of the main body is 36 mm. The device is mounted on a ceiling with a thickness of 3.4 mm. The overall diameter of the mounting area is $\varnothing 232.2$ mm.</p>

Installation must be carried out by a qualified electrician in accordance with the relevant regulations.

Datasheet

Install Speaker 7 Passive

Artikel Nr.: 100497



Über das Produkt

Der Install Speaker 7 Passive überzeugt mit außergewöhnlich gleichmäßigem und breitem Abstrahlverhalten, was für ein exzellentes Klangbild sorgt. Er wurde speziell für den Einsatz mit dem Loxone Audioserver entwickelt.

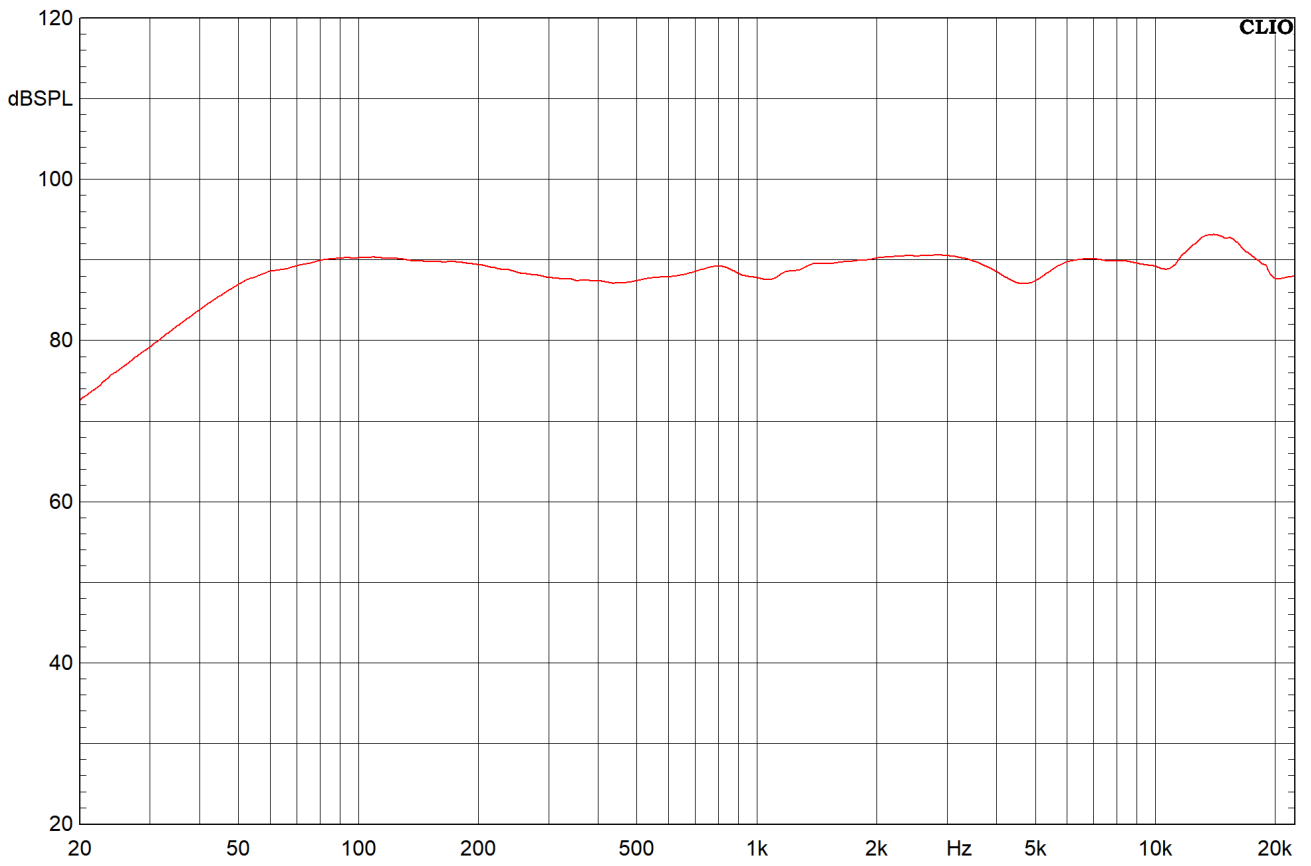
- Koaxialsystem für ein extrem gleichmäßiges und breites Abstrahlverhalten.
- Single-Frame Konstruktion für eine sehr kompakte Bauform bei minimalen akustisch störenden Kanten und einer maximalen Membranfläche
- Linearer Frequenzgang von 50Hz ... 28kHz
- Geeignet für Innen und den geschützten Außenbereich
- Nennimpedanz: 8 Ohm
- Nennbelastbarkeit: 40W
- Maximalbelastbarkeit: 80W
- Produktmaße: 232,2 x 95,1mm
- Einbaudurchmesser: 203mm
- Einbautiefe: 91,7mm
- Einbauboxen: Speaker Einbaubox & Speaker Einbaubox für abgehängte Decke

Technische Daten

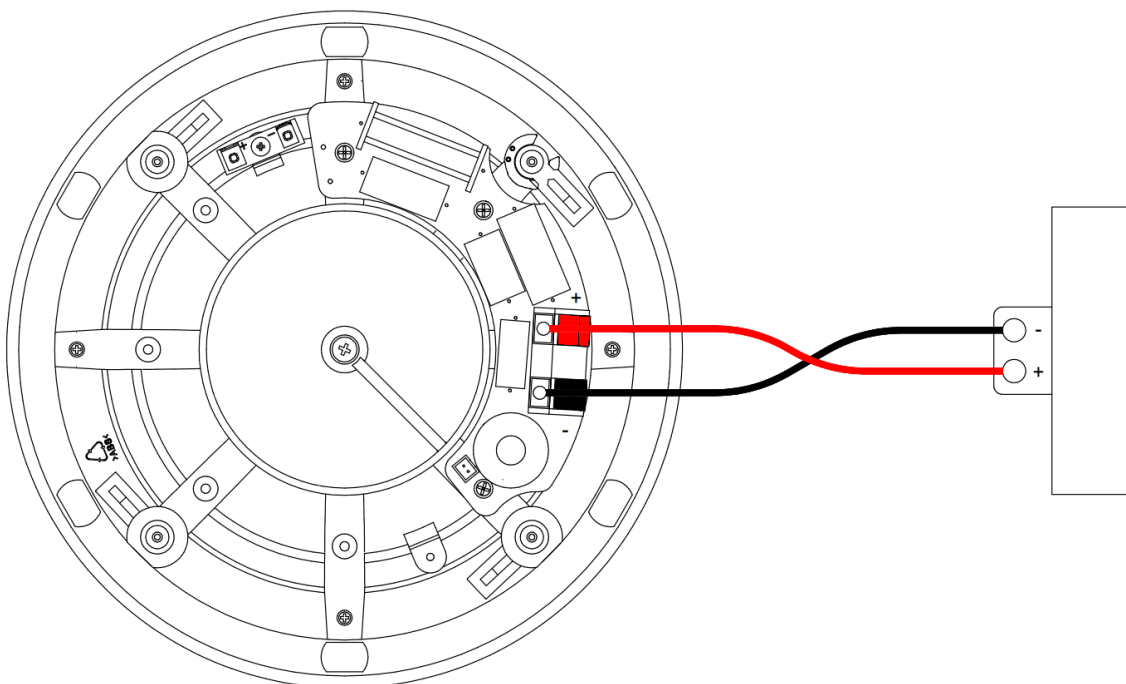
Typ	2-Wege
Nennbelastbarkeit	40W
Maximalbelastbarkeit	80W
Übertragungsbereich	50Hz...28kHz
Übergangsfrequenz	2,1kHz
Nennimpedanz	8 Ohm
Empfindlichkeit	88dB
Umgebungstemperatur	-30...70°C /-22...158°F
Luftfeuchtigkeit	max. 95% r.H. (nicht kondensierend)
Hochtöner Ø	28 mm / 1,1"
Hochtöner-Art	Kalottenhochtöner
Hochtöner Kalotten Material	Seide
Tieftöner Ø	178 mm / 7"
Tieftöner Membran Material	Kohlenstoff gefülltes Polypropylen
Schutzart	IP20

Frequenzgang

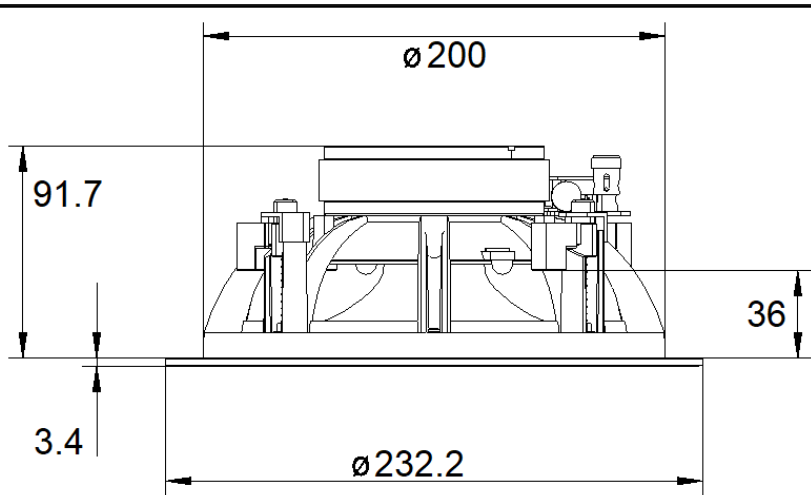
LogChirp - Frequency Response



Anschlussplan



Gewicht & Abmessungen

Produktmaße	232.2mm x 95.1mm / 9.14" x 3.74"
Einbaudurchmesser	203mm / 8"
Einbautiefe	91.7mm / 3.61"
Max. Plattenstärke für Einbau	36mm / 1.41"
Farbe Frontblende	RAL 9003 (signalweiß)
Gewicht	1.98kg
Maßzeichnung	 <p>The technical drawing shows a cross-section of a circular device. The outer diameter is labeled as $\varnothing 232.2$. The inner diameter of the main body is labeled as $\varnothing 200$. The total height of the device is indicated as 91.7. The mounting depth, which is the distance from the top surface of the device to the top surface of the mounting plate, is labeled as 36. A small dimension of 3.4 is also shown, representing the thickness of the mounting plate.</p>

Die Installation muss nach den einschlägigen Vorschriften durch eine Elektrofachkraft erfolgen.

Veröffentlicht von
Loxone Electronics GmbH
Smart Home 1
4154 Kollerschlag
Austria
Tel: +43 7287 7070-0
loxone.com