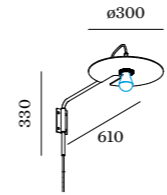




# MIRRO

## WALL SURFACE



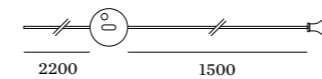
### 1.0 EXTENDED

LED A60 4-15W | E27  
220-240VAC | 50-60Hz  
aluminium | single side reflective  
aluminium composite panel

0.70kg IP20 35°/35°

CODE	
	6331E8GBO
	6331E8NBO

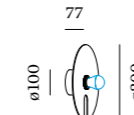
cable plug with dimmer



### OPTIONAL

A60 LED E27 6W   gold mirror		CODE
2200K   400lm		9003E150
2700K   500lm		9003E139

A60 LED E27 6W   silver mirror		CODE
2700K   500lm		9003E140



### 1.0

LED A60 max. 15W | E27  
220-240VAC | 50-60Hz  
aluminium | single side reflective  
aluminium composite panel

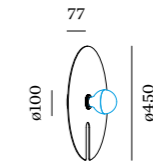
0.70kg IP20

CODE	
	6321E8GBO
	6321E8NBO

### OPTIONAL

A60 LED E27 6W   gold mirror		CODE
2200K   400lm		9003E150
2700K   500lm		9003E139

A60 LED E27 6W   silver mirror		CODE
2700K   500lm		9003E140



### 2.0

LED G95 max. 15W | E27  
220-240VAC | 50-60Hz  
aluminium | single side reflective  
aluminium composite panel

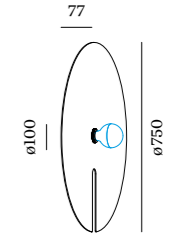
1.00kg IP20

CODE	
	6322E8GBO
	6322E8NBO

### OPTIONAL

G95 LED E27 6W   gold mirror		CODE
2200K   400lm		9003E151
2700K   500lm		9003E142

G95 LED E27 6W   silver mirror		CODE
2700K   500lm		9003E149



### 3.0

LED G95 max. 15W | E27  
220-240VAC | 50-60Hz  
aluminium | single side reflective  
aluminium composite panel

2.10kg IP20

CODE	
	6323E8GBO
	6323E8NBO

### OPTIONAL

G95 LED E27 6W   gold mirror		CODE
2200K   400lm		9003E151
2700K   500lm		9003E142

G95 LED E27 6W   silver mirror		CODE
2700K   500lm		9003E149