

KANT

Art. 91009, 91010, 91011, 91012
SMD LED, 3W

1

2

3

4

5

6

7

8

OFF

ON

UP ↑

30

6,6

24VDC- Alabastru sau Negru
Blue or Black

24VDC+ Maro sau Rosu
Brown or Red

CCT
2700K/3000K



02



06



10



11



14



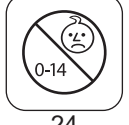
16



17



23



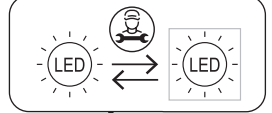
24



34



38



27

KANT

Art. 91013, 91014, 91015, 91016
SMD LED, 3W

1 OFF

2

3

4 30 0,6

5

6

7

8 ON

ÎMPĂMÂNTĂRE (verde și galben) EARTH (green and yellow)
 FAZĂ (maro sau roșu) LIVE (brown or red) L L
 NUL (albastru sau negru) NEUTRAL (blue or black) N N

CCT
2700K/3000K

- 02
- 06
- IP65**
10
- 11
- 12
- 3W**
16
- 18
- 23
- 24
- 34
- E**
39
- 27
- 31

KANT

Art. 91017, 91018, 91019, 91020
SMD LED, 4,5W

1

2

3

4

5

6

7

8


24VDC- Albastru sau Negru
Blue or Black

24VDC+ Maro sau Roșu
Brown or Red

CCT
2700K/3000K



02



06



10



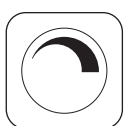
11



14



16



17



23



24



34



38



27

KANT

Art. 91021, 91022, 91023, 91024
SMD LED, 4,5W

1 OFF

2

3

4

5

6

7

8 ON


Wiring Legend:

- IMPĂMÂNTĂRE (verde și galben) EARTH (green and yellow)
- FAZĂ (maro sau roșu) LIVE (brown or red)
- NUL (albastru sau negru) NEUTRAL (blue or black)

Terminal Labels: L, N, CCT



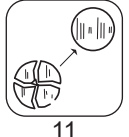
02



06



10



11



12



16



18



23



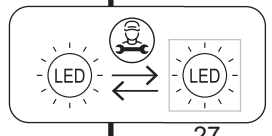
24




34



39



27



31

KANT

Art. 91025, 91026, 91027, 91028
SMD LED, 15W

1 OFF

2

3 30 6

4

5

6 ON

NUL (albastru sau negru)
 NEUTRAL (blue or black)
 IMPAMANTARE (verde si galben)
 EARTH (green and yellow)
 FAZA (maro sau rosu)
 LIVE (brown or red)

NUL NEUTRAL
 IMPAMANTARE EARTH
 FAZA LIVE

CCT
2700K/3000K



02



06



10



11



12



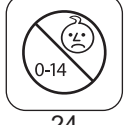
16



18



23



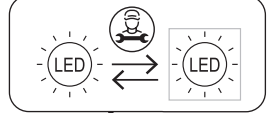
24



34



37



27



31

KANT

Art. 91029, 91030, 91031 - SMD LED, 15W
 Art. 91035, 91036, 91037 - SMD LED, 15W

1

2

3

4

5

6

7

8

OFF

ON

LED

LED

24V- Blue or Black

24V+ Brown or Red

CCT

2700K/3000K



02



08



10



11



14



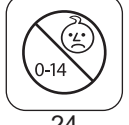
16



17



23



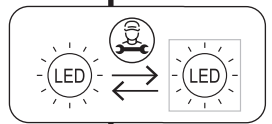
24



34



39



27

KANT

Art. 91032, 91033, 91034 - SMD LED, 15W
 Art. 91038, 91039, 91040 - SMD LED, 15W

1

2

3

4

5

6

7

8

OFF

ON

LED

LED

02

08

IP65

10

11

12

15W

16

18

23

24

34

38

27

31

NUL (albastru sau negru)
 NEUTRAL (blue or black)

IMPAMANTARE (verde si galben)
 EARTH (green and yellow)

FAZA (maro sau rosu)
 LIVE (brown or red)

NUL NEUTRAL
 IMPAMANTARE EARTH

FAZA LIVE

CCT
 2700K/3000K